



**NL Health  
Services**


**NL Health Services ATIPP Office**

760 Topsail Road  
Mount Pearl, NL  
Canada, A1N 3J5  
w: [NLHealthServices.ca](http://NLHealthServices.ca)

**Final Response to Applicant – Full Disclosure**

**File #: NL-129-2023-045**

**November 14, 2023**



Dear Kristen Schulz,

Re: Your request under Part II of the *Access to Information and Protection of Privacy Act, 2015*

---

On October 16, 2023, Newfoundland and Labrador Health Services (NLHS) received your request for access to the following records/information:

*Please provide the most recent data on the number of patients in the province (or best estimate) who are:*

- *Currently on a waiting list or waiting to be placed on a waiting list for surgery or a procedure*
- *Currently on a waiting list or waiting to be placed on a waiting list for a diagnostic scan*
- *Currently on a waiting list or waiting to be placed on a waiting list for an appointment with a specialist*

*Please be sure to note the date the data was compiled.*

I am pleased to inform you that a decision has been made by the head of the public body for NLHS to provide access to the requested information. In accordance with your request for a copy of the records, the appropriate records for your request are attached:

- NL-129-2023-045 Central Zone
- NL-129-2023-045 Eastern Zone
- NL-129-2023-045 LabGren Zone
- NL-129-2023-045 Western Zone

**Important Release Notes:**

- Wait List for 'an appointment with a specialist' is not available. Visiting specialists often keep their own waitlists so an accurate count for Zones is not available.
- Please note that as the numbers for certain waitlists are low, it may be possible to identify individuals. In these cases, NLHS has provided the result of "less than five (5)", as a precaution against the possible identification of individuals.

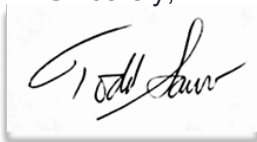
Please be advised that you may ask the Information and Privacy Commissioner to review the processing of your access request, as set out in section 42 of the Access to Information and Protection of Privacy Act, 2015 (the Act) (a copy of this section has been enclosed for your reference). A request to the Commissioner must be made in writing within 15 business days of the date of this letter or within a longer period that may be allowed by the Commissioner.

The address and contact information of the Information and Privacy Commissioner is as follows:

Office of the Information and Privacy Commissioner  
2 Canada Drive  
P. O. Box 13004, Stn. A  
St. John's, NL. A1B 3V8  
Telephone: (709) 729-6309  
Toll-Free: 1-877-729-6309  
Email: [commissioner@oipc.nl.ca](mailto:commissioner@oipc.nl.ca)

If you have any further questions, please contact me by email at [toddo.sauve@easternhealth.ca](mailto:toddo.sauve@easternhealth.ca) or [atipp@nlhealthservices.ca](mailto:atipp@nlhealthservices.ca).

Sincerely,

A handwritten signature in black ink, appearing to read "Todd Sauvé", is enclosed in a rectangular box.

Todd Sauvé  
NLHS ATIPP Coordinator

NL-129-2023-045 Western Responsive Records

Please note it may be possible to identify individuals where there are entries with low numbers. In these cases, NLHS has provided the result as "less than five(5)", and not the real number, as a precaution against the possible identification of individuals.

## Western Zone

Western zone collects **wait times** retrospectively for reportable procedures including bladder, colon, prostate, and breast cancer surgery, cataract surgery, endoscopy, joint replacement surgery including hip fractures, as well as medical imaging. Information about wait times may be found at: [Wait Time Data - Health and Community Services \(gov.nl.ca\)](https://gov.nl.ca/health/wait-times/) and [Understanding Wait Times | Western Health](#).

As listed below, Western Health can provide wait list information for elective hip and knee replacements, endoscopy, and cataract surgery, as a central intake process is in place in these areas. These numbers include those patients who have been assessed by a physician and a decision has been made to proceed with the surgery/procedure and a booking form was completed and submitted to the wait list clerk at Western Health. These numbers do not include individuals who are waiting to be seen by a physician for assessment for surgery/procedure.

- Elective Hip and Knee Replacements
- Endoscopy
- Cataracts

### Elective Hip and Knee Replacement Surgery

As of September 30th, there are 55\* patients waiting for a total hip replacement and 109\* patients waiting for a total knee replacement.

### Endoscopy

As of September 30th, 2023, there are 1048\* patients at Western Memorial Regional Hospital (WMRH) and 61\* at Sir Thomas Roddick Hospital (STRH) waiting for a non-urgent colonoscopy. There are 7\* patients at WMRH and five or less\* patients at STRH waiting for an urgent colonoscopy.

As of September 30<sup>th</sup>, 2023 there are 125\* patients at WMRH and 10\* at STRH waiting for a non-urgent flexible sigmoidoscopy. There are five or less\* patients at WMRH and five or less\* at STRH waiting for an urgent flexible sigmoidoscopy.

As of September 30th, 2023 there are 628\* patients at WMRH and 73\* at STRH waiting for a non-urgent gastroscopy. There are 8\* patients at WMRH and 0\* patients at STRH waiting for an urgent gastroscopy.

As of September 30th, 2023, there are five or less\* patients waiting for Endoscopic retrograde cholangiopancreatography (ERCP).

As of September 30th, 2023, there are five or less\* patients waiting for a Bronchoscopy.

Cataracts

As of October 1st, 2022, there are 742\* patients waiting for cataract surgery within Western Health (patient delays excluded). Please note that "patient delays" refers to a delay that is requested by the patient.

\*This includes those patients who have been assessed by a physician and a decision has been made to proceed with the surgery/procedure and a booking form was completed and submitted to the wait list clerk at Western Health. This number does not include anyone waiting to be seen by a physician for assessment for surgery/procedure.

NL-129-2023-045 Central Responsive Records

Please note it may be possible to identify individuals where there are entries with low numbers. In these cases, NLHS has provided the result as "less than five (5)", and not the real number, as a precaution against the possible identification of individuals.

## Endoscopy CNRHC Waiting For Procedure as of September 30, 2023

Data Compiled October 15 2023

Endoscopy Procedures	Diagnostic	Screening	All procedures
Colonoscopy- Non- Urgent	239		239
Colonoscopy - Urgent	15		15
<b>Colonoscopy Non-Urgent / Urgent Combined</b>	<b>254</b>		<b>254</b>
Colonoscopy - Emergent	0		0
Colonoscopy -Surveillance		1796	1796
Colonoscopy - Screening		273	273
Colon Cancer Screening Program		0	0
CRC Familial Screening Program		0	0
<b>Colonoscopy Totals</b>	<b>254</b>	<b>2069</b>	<b>2323</b>
Sigmoid- Non-Urgent	12		12
Sigmoid-Urgent			Less than 5
<b>Sigmoid Non-Urgent / Urgent Combined</b>			
Sigmoid - Emergent	0		0
Sigmoid -Surveillance		26	26
Sigmoid - Screening		0	0
<b>Sigmoid Totals</b>		<b>26</b>	
OGD- Non-Urgent	61		61
OGD- Urgent	7		7
<b>OGD Non-Urgent / UrgentCombined</b>	<b>68</b>		<b>68</b>
OGD Emergent	0		0
OGD -Surveillance		154	154
OGD Screening		Less than 5	Less than 5
<b>OGD Totals</b>	<b>68</b>		





















































OGD/ Colon- Non-Urgent	70		70
OGD/ Colon- Urgent	10		10
<b>OGD/Colon Non-Urgent/ Urgent Combined</b>	<b>80</b>		<b>80</b>
OGD/ Colon Emergent	0		0
OGD/ Colon Surveillance		137	137
OGD/ Colon Screening		8	8
<b>OGD/Colon Totals</b>	<b>80</b>	<b>145</b>	<b>225</b>
OGD / Sigmoid - Non- Urgent	0		0
OGD / Sigmoid -Urgent	0		0
<b>OGD/Sigmoid -Non-Urgent / Urgent Combined</b>	<b>0</b>		<b>0</b>
OGD / Sigmoid Emergent	0		0
OGD / Sigmoid -Surveillance		Less than	Less than
OGD / Sigmoid -Screening		0	0
<b>OGD/Sigmoid Totals</b>	<b>0</b>	<b>Less than</b>	<b>Less than</b>
ERCP Non Urgent	Less than		Less than
ERCP - Urgent	0		0
<b>ERCP Non Urgent / Urgent Combined</b>	<b>Less than</b>		<b>Less than</b>
ERCP Emergent			0
ERCP Surveillance		0	0
ERCP Screening		0	0
<b>ERCP Totals</b>	<b>Less than</b>	<b>0</b>	<b>Less than</b>
Bronchoscopy Non- Urgent	0		0
Bronchoscopy Urgent	0		0
<b>Bronchoscopy Non- Urgent / Urgent Combined</b>	<b>0</b>		<b>0</b>
Bronchoscopy Surveillance	0		0
Bronchoscopy Screening		0	0
<b>Bronchoscopy Totals</b>	<b>0</b>	<b>0</b>	<b>0</b>
Capsule Endoscopy (SCMH only)			0
Enterostomy			0
Hemorrhoid Banding			5
Mannometry			0
PEG			0
Proctoscopy			0



## Endoscopy JPMRHC Waiting For Procedure as of September 30, 2023

Data Compiled October 15 2023

Endoscopy Procedures	Diagnostic	Screening	All procedures
Colonoscopy- Non- Urgent	278		278
Colonoscopy - Urgent	8		8
<b>Colonoscopy Non-Urgent / Urgent Combined</b>	<b>286</b>		<b>286</b>
Colonoscopy - Emergent	0		0
Colonoscopy -Surveillance		865	865
Colonoscopy - Screening		208	208
<b>Colon Cancer Screening Program</b>		0	0
<b>CRC Familial Screening Program</b>		0	0
<b>Colonoscopy Totals</b>	<b>286</b>	<b>1073</b>	<b>1359</b>
Sigmoid- Non-Urgent	18		18
Sigmoid-Urgent	Less than		Less than
<b>Sigmoid Non-Urgent / Urgent Combined</b>			
Sigmoid - Emergent	0		0
Sigmoid -Surveillance		46	46
Sigmoid - Screening		0	0
<b>Sigmoid Totals</b>		<b>46</b>	
OGD- Non-Urgent	97		97
OGD- Urgent	Less than		Less than
<b>OGD Non-Urgent / UrgentCombined</b>			
OGD Emergent	148		0
OGD -Surveillance		7	148
OGD Screening		255	7
<b>OGD Totals</b>		<b>262</b>	
OGD/ Colon- Non-Urgent	76		76
OGD/ Colon- Urgent	Less than		Less than
<b>OGD/Colon Non-Urgent/ Urgent Combined</b>			
OGD/ Colon Emergent	0		0
OGD/ Colon Surveillance		25	25
OGD/ Colon Screening		0	0
<b>OGD/Colon Totals</b>		<b>25</b>	

OGD / Sigmoid - Non- Urgent	Less than		Less than	
OGD / Sigmoid -Urgent	0		0	
<b>OGD/Sigmoid -Non-Urgent / Urgent Combined</b>	Less than		Less than	
OGD / Sigmoid Emergent	0		0	
OGD / Sigmoid -Surveillance			0	
OGD / Sigmoid -Screening			0	
<b>OGD/Sigmoid Totals</b>	Less than		<b>0</b>	Less than 
ERCP Non Urgent	0		0	
ERCP - Urgent	0		0	
<b>ERCP Non Urgent / Urgent Combined</b>	<b>0</b>		<b>0</b>	
ERCP Emergent	0		0	
ERCP Surveillance			0	
ERCP Screening			0	
<b>ERCP Totals</b>	<b>0</b>		<b>0</b>	
Bronchoscopy Non- Urgent	0		0	
Bronchoscopy Urgent	0		0	
<b>Bronchoscopy Non- Urgent / Urgent Combined</b>	<b>0</b>		<b>0</b>	
Bronchoscopy Surveillance	0		0	
Bronchoscopy Screening			0	
<b>Bronchoscopy Totals</b>	<b>0</b>		<b>0</b>	
Capsule Endoscopy (SCMH only)			0	
Enterostomy			0	
Hemorrhoid Banding			0	
Mannometry			0	
PEG			0	
Proctoscopy			0	

Joint Replacement	
Total hip replacement	150 (116 Active)
Total knee replacement	480 (372 Active)

Cataract Surgery CNRHC Waiting For Procedure as of September 30 2023	
Data Compiled November 2 2023	
Vision Restoration-First Eye - Local Anaesthetic	Waitlist Not Available
Cataract removal- Combined total of Group A/B	
At risk - Group A	
At risk - Group B	
work driving impairment or workplace impairment...]	
potential loss of driver's license ...]	
difficulty with vision - dependent activities.....]	
difficulty with emotional well-being and social functioning ....]	
other	
Vision Restoration-Second Eye - Local Anaesthetic	Waitlist Not Available
Cataract removal- Combined total of Group A/B	
At risk - Group A	
At risk - Group B	
work driving impairment or workplace impairment...]	
potential loss of driver's license ...]	
difficulty with vision - dependent activities.....]	
difficulty with emotional well-being and social functioning ....]	
other	
Vision Restoration-First Eye - General Anaesthetic	Waitlist Not Available
Cataract removal- Combined total of Group A/B	
At risk - Group A	
At risk - Group B	
work driving impairment or workplace impairment...]	
potential loss of driver's license ...]	
difficulty with vision - dependent activities.....]	
difficulty with emotional well-being and social functioning ....]	
other	
Vision Restoration-Second Eye - General Anaesthetic	Waitlist Not Available
Cataract removal- Combined total of Group A/B	
At risk - Group A	
At risk - Group B	
work driving impairment or workplace impairment...]	
potential loss of driver's license ...]	
difficulty with vision - dependent activities.....]	
difficulty with emotional well-being and social functioning ....]	
other	

Cataract Surgery JPMRHC Waiting For Procedure as of September 30 2023	
Data Compiled November 2 2023	
Vision Restoration-First Eye - Local Anaesthetic	
Cataract removal- Combined total of Group A/B	418
At risk - Group A	8
At risk - Group B	407
work driving impairment or workplace impairment...]	7
potential loss of driver's license ...]	214
difficulty with vision - dependent activities.....]	167
difficulty with emotional well-being and social functioning ....]	19
other	
Vision Restoration-Second Eye - Local Anaesthetic	
Cataract removal- Combined total of Group A/B	478
At risk - Group A	
At risk - Group B	476
work driving impairment or workplace impairment...]	Less than <div></div>
potential loss of driver's license ...]	262
difficulty with vision - dependent activities.....]	198
difficulty with emotional well-being and social functioning ....]	11
other	
Vision Restoration-First Eye - General Anaesthetic	
Cataract removal- Combined total of Group A/B	6
At risk - Group A	Less than <div></div>
At risk - Group B	5
work driving impairment or workplace impairment...]	
potential loss of driver's license ...]	Less than <div></div>
difficulty with vision - dependent activities.....]	Less than <div></div>
difficulty with emotional well-being and social functioning ....]	
other	
Vision Restoration-Second Eye - General Anaesthetic	
Cataract removal- Combined total of Group A/B	6
At risk - Group A	
At risk - Group B	6
work driving impairment or workplace impairment...]	
potential loss of driver's license ...]	6
difficulty with vision - dependent activities.....]	
difficulty with emotional well-being and social functioning ....]	
other	

MI CNRHC Waiting For Procedure as of September 30 2023			
Data Compiled November 6 2023			
Diagnostic Test	Diagnostic	Screening	All procedures
CT scan - Non Urgent	358		358
CT scan - Urgent	84		84
CT scan - Urgent/Non urgent combined	442		442
CT scan - Emergent			
CT scan - Follow up	765		765
CT scan - Screening		0	0
CT scan - Totals	1207	0	1207
Mammography - Non Urgent	51		51
Mammography - Urgent	30		30
Mammo-Urgent/Non Urgent Combined	81		81
Mammography - Emergent (rare)	0		0
Mammography - Follow up	5670		5670
Mammography - Screening (NP)		14	14
Mammography -Totals	5751	14	5765
Ultrasound - Non Urgent	762		762
Ultrasound - Urgent	265		265
Ultrasound - Urgent/Non Urgent	1027		1027
Ultrasound - Emergent	0		0
Ultrasound - Follow up	503		503
Ultrasound -Screening			
Ultrasound - OBS	71		71
Ultrasound - Totals	1601		
BMD Scan - Non Urgent	0		0
BMD Scan - Urgent	0		0
BMD Scan - Urgent/Non Urgent	0		0
BMD Scan - Follow up	Less than		Less than
BMD Scan -Screening		0	0
BMD Scan - Totals	Less than	0	
Echocardiography - Non Urgent	395		395
Echocardiography - Urgent	273		273
Echocardiography - Urgent/Non Urgent	668		668
Echocardiography - Follow up	495		495
Echocardiography -Screening		0	0
Echocardiography - Totals	1163	0	1163

MI JPMRHC Waiting For Procedure as of September 30 2023			
Data Compiled November 6 2023			
Diagnostic Test	Diagnostic	Screening	All procedures
MRI scan - Non Urgent	111		111
MRI scan - Urgent	56		56
<b>MRI scan -Urgent/ Non Urgent combined</b>	<b>167</b>		<b>167</b>
MRI scan - Emergent	0		0
MRI scan - Follow up	97		97
MRI scan - Screening		0	0
<b>MRI scan - Totals</b>	<b>264</b>	<b>0</b>	<b>264</b>
CT scan - Non Urgent	43		43
CT scan - Urgent	62		62
<b>CT scan - Urgent/Non urgent combined</b>	<b>105</b>		<b>105</b>
CT scan - Emergent	0		0
CT scan - Follow up	152		152
CT scan - Screening		0	0
<b>CT scan - Totals</b>	<b>257</b>	<b>0</b>	<b>257</b>
Mammography - Non Urgent	14		14
Mammography - Urgent	12		12
<b>Mammo-Urgent/Non Urgent Combined</b>	<b>26</b>		<b>26</b>
Mammography - Emergent (rare)	0		0
Mammography - Follow up	433		433
<b>Mammography -Totals</b>	<b>459</b>	<b>0</b>	<b>459</b>
Ultrasound - Non Urgent	127		127
Ultrasound - Urgent	41		41
<b>Ultrasound - Urgent/Non Urgent</b>	<b>168</b>		<b>168</b>
Ultrasound - Emergent	0		0
Ultrasound - Follow up	98		98
Ultrasound -Screening		0	0
Ultrasound - OBS	71		71

Ultrasound - Totals	337	0	337
Bone Scan - Non Urgent	22		22
Bone Scan - Urgent	34		34
Bone Scan - Urgent/Non Urgent	56		56
Bone Scan - Emergent	0		0
Bone Scan - Follow up	9	0	9
Bone Scan -Screening			0
Bone Scan - Totals	65		65
BMD Scan - Non Urgent	122		122
BMD Scan - Urgent	20		20
BMD Scan - Urgent/Non Urgent	142		142
BMD Scan - Follow up	65		65
BMD Scan -Screening		0	0
BMD Scan - Totals	207	0	207
Cardiolite Stress - Non Urgent	7		7
Cardiolite Stress - Urgent	42		42
Cardiolite Stress - Urgent/Non urgent combined	49		49
Cardiolite Stress - Emergent	0		0
Cardiolite Stress - Follow up	0	0	0
Cardiolite Stress - Totals	49		49
Echocardiography - Non Urgent	23		23
Echocardiography - Urgent	43		43
Echocardiography - Urgent/Non Urgent	66		66
Echocardiography - Follow up	10	0	10
Echocardiography -Screening			0
Echocardiography - Totals	76		76



NL-129-2023-045 Eastern Responsive Records

Please note it may be possible to identify individuals where there are entries with low numbers. In these cases, NLHS has provided the result as "less than five (5)", and not the real number, as a precaution against the possible identification of individuals.

## Diagnostic Imaging Wait Times Performance for Eastern Health

October, 2023

### Bone Mineral Density

Outpatients Only	Number of Patients Waiting for Test/Procedure		
	Diagnostic	Screening	Total
<b>Bone Mineral Density - Burin</b>			
Bone Mineral Density - Urgent			
Bone Mineral Density - Non Urgent	40		40
<b>Bone Mineral Density - Urgent/Non Urgent</b>	<b>41</b>		<b>41</b>
Bone Mineral Density - Emergent			
Bone Mineral Density - Follow-up		32	32
Bone Mineral Density - Screening		16	16
Bone Mineral Density - Burin Totals	40	48	88
<b>Bone Mineral Density - Carbonear</b>			
Bone Mineral Density - Urgent	Less than 5		
Bone Mineral Density - Non Urgent	8		8
<b>Bone Mineral Density - Urgent/Non Urgent</b>			
Bone Mineral Density - Emergent			
Bone Mineral Density - Follow-up		49	49
Bone Mineral Density - Screening		7	7
Bone Mineral Density - Carbonear Totals	9	56	65
<b>Bone Mineral Density - GB Cross</b>			
Bone Mineral Density - Urgent	Less than 5	Less than 5	
Bone Mineral Density - Non Urgent	32		32
<b>Bone Mineral Density - Urgent/Non Urgent</b>			
Bone Mineral Density - Emergent			
Bone Mineral Density - Follow-up		66	66
Bone Mineral Density - Screening		294	294
Bone Mineral Density - GB Cross Totals	33	360	393
<b>Bone Mineral Density - HSC/SCMH</b>			
Bone Mineral Density - Urgent	62		62
Bone Mineral Density - Non Urgent	1,316		1,316
<b>Bone Mineral Density - Urgent/Non Urgent</b>	<b>1,378</b>		<b>1,378</b>
Bone Mineral Density - Emergent			
Bone Mineral Density - Follow-up		1,276	1,276
Bone Mineral Density - Screening		565	565
Bone Mineral Density - HSC/SCMH Totals	1,378	1,841	3,219
<b>Bone Mineral Density</b>	<b>1,460</b>	<b>2,305</b>	<b>3,765</b>

\* Wait time is calculated from Date of Receipt to Attended appointment date.

\* Patients that have chosen to reschedule or decline first offered appointment are considered self selectors and are included in volumes but not in completion rates.

Nov 6, 2023

## Diagnostic Imaging Wait Times Performance for Eastern Health

October, 2023

### Bone Scan

		Number of Patients Waiting for Test/Procedure		
Outpatients Only		Diagnostic	Screening	Total
<b>Bone Scan - HSC/SCMH</b>				
Bone Scan - Urgent		139		139
Bone Scan - Non Urgent		128		128
<b>Bone Scan - Urgent/Non Urgent</b>		<b>267</b>		<b>267</b>
Bone Scan - Emergent				
Bone Scan - Follow-up			80	80
Bone Scan - Screening				
Bone Scan - HSC/SCMH	Totals	267	80	347
<b>Bone Scan</b>		<b>267</b>	<b>80</b>	<b>347</b>

\* Wait time is calculated from Date of Receipt to Attended appointment date.

\* Patients that have chosen to reschedule or decline first offered appointment are considered self selectors and are included in volumes but not in completion rates.

Nov 6, 2023

## Diagnostic Imaging Wait Times Performance for Eastern Health

October, 2023

### CT Scan

Outpatients Only	Number of Patients Waiting for Test/Procedure		
	Diagnostic	Screening	Total
<b>CT Scan - Burin</b>			
CT Scan - Urgent	12		12
CT Scan - Non Urgent	33		33
<b>CT Scan - Urgent/Non Urgent</b>	<b>45</b>		<b>45</b>
CT Scan - Emergent			
CT Scan - Follow-up		97	97
CT Scan - Screening			
CT Scan - Burin Totals	45	97	142
<b>CT Scan - Carbonear</b>			
CT Scan - Urgent	99		99
CT Scan - Non Urgent	453		453
<b>CT Scan - Urgent/Non Urgent</b>	<b>552</b>		<b>552</b>
CT Scan - Emergent			
CT Scan - Follow-up		742	742
CT Scan - Screening		22	22
CT Scan - Carbonear Totals	552	764	1,316
<b>CT Scan - GB Cross</b>			
CT Scan - Urgent	118		118
CT Scan - Non Urgent	598		598
<b>CT Scan - Urgent/Non Urgent</b>	<b>716</b>		<b>716</b>
CT Scan - Emergent			
CT Scan - Follow-up		470	470
CT Scan - Screening		42	42
CT Scan - GB Cross Totals	716	512	1,228
<b>CT Scan - HSC/SCMH/Janeway</b>			
CT Scan - Urgent	1,370		1,370
CT Scan - Non Urgent	1,341		1,341
<b>CT Scan - Urgent/Non Urgent</b>	<b>2,711</b>		<b>2,711</b>
CT Scan - Emergent			
CT Scan - Follow-up		951	951
CT Scan - Screening		23	23
CT Scan - WCC Exams			
CT Scan - HSC/SCMH/Janeway Totals	2,711	974	3,685
<b>CT Scan</b>	<b>4,024</b>	<b>2,347</b>	<b>6,371</b>

\* Wait time is calculated from Date of Receipt to Attended appointment date.

\* Patients that have chosen to reschedule or decline first offered appointment are considered self selectors and are included in volumes but not in completion rates.

Nov 6, 2023

## Diagnostic Imaging Wait Times Performance for Eastern Health

October, 2023

### Echocardiogram

Outpatients Only	Number of Patients Waiting for Test/Procedure		
	Diagnostic	Screening	Total
<b>Echocardiogram - Burin</b>			
Echocardiogram - Urgent	37		37
Echocardiogram - Non Urgent	78		78
<b>Echocardiogram - Urgent/Non Urgent</b>	<b>115</b>		<b>115</b>
Echocardiogram - Emergent			
Echocardiogram - Follow-up		7	7
Echocardiogram - Screening			
Echocardiogram - Burin Totals	115	7	122
<b>Echocardiogram - Carbonear</b>			
Echocardiogram - Urgent	72		72
Echocardiogram - Non Urgent	556		556
<b>Echocardiogram - Urgent/Non Urgent</b>	<b>628</b>		<b>628</b>
Echocardiogram - Emergent			
Echocardiogram - Follow-up		55	55
Echocardiogram - Screening			
Echocardiogram - Carbonear Totals	628	55	683
<b>Echocardiogram - GB Cross</b>			
Echocardiogram - Urgent	Less than		Less than
Echocardiogram - Non Urgent	599		599
<b>Echocardiogram - Urgent/Non Urgent</b>			
Echocardiogram - Emergent			
Echocardiogram - Follow-up		166	166
Echocardiogram - Screening		39	39
Echocardiogram - GB Cross Totals		205	
<b>Echocardiogram - HSC/SCMH</b>			
Echocardiogram - Urgent			
Echocardiogram - Non Urgent			
<b>Echocardiogram - Urgent/Non Urgent</b>			
Echocardiogram - Emergent			
Echocardiogram - Follow-up			
Echocardiogram - Screening			
Echocardiogram - HSC/SCMH Total	0	0	0
<b>Echocardiogram</b>		<b>267</b>	

\* Wait time is calculated from Date of Receipt to Attended appointment date.

\* Patients that have chosen to reschedule or decline first offered appointment are considered self selectors and are included in volumes but not in completion rates.

Nov 6, 2023

**Diagnostic Imaging Wait Times Performance for Eastern Health****October, 2023****Mammography**

Outpatients Only	Number of Patients Waiting for Test/Procedure		
	Diagnostic	Screening	Total
<b>Mammography - Burin</b>			
Mammography - Urgent	8		8
Mammography - Non Urgent	107		107
<b>Mammography - Urgent/Non Urgent</b>	<b>115</b>		<b>115</b>
Mammography - Emergent			
Mammography - Follow-up		136	136
Mammography - Screening		79	79
Mammography - Burin Totals	115	215	330
<b>Mammography - Carbonear</b>			
Mammography - Urgent	19		19
Mammography - Non Urgent	67		67
<b>Mammography - Urgent/Non Urgent</b>	<b>86</b>		<b>86</b>
Mammography - Emergent			
Mammography - Follow-up		3,007	3,007
Mammography - Screening		1,035	1,035
Mammography - Carbonear Totals	86	4,042	4,128
<b>Mammography - GB Cross</b>			
Mammography - Urgent	11		11
Mammography - Non Urgent			
<b>Mammography - Urgent/Non Urgent</b>	<b>11</b>		<b>11</b>
Mammography - Emergent			
Mammography - Follow-up		130	130
Mammography - Screening		2,808	2,808
Mammography - GB Cross Totals	11	2,938	2,949
<b>Mammography - SCM</b>			
Mammography - Urgent	111		111
Mammography - Non Urgent	242		242
<b>Mammography - Urgent/Non Urgent</b>	<b>353</b>		<b>353</b>
Mammography - Emergent			
Mammography - Follow-up		625	625
Mammography - Screening		723	723
Mammography - SCM Totals	353	1,348	1,701
<b>Mammography</b>	<b>565</b>	<b>8,543</b>	<b>9,108</b>

\* Wait time is calculated from Date of Receipt to Attended appointment date.

\* Patients that have chosen to reschedule or decline first offered appointment are considered self selectors and are included in volumes but not in completion rates.

Nov 6, 2023

**Diagnostic Imaging Wait Times Performance for Eastern Health**  
**October, 2023**

**MRI (Adult)**

Outpatients Only		Number of Patients Waiting for Test/Procedure		
		Diagnostic	Screening	Total
<b>MRI (Adult) - HSC</b>				
MRI (Adult) - Urgent		316		316
MRI (Adult) - Non Urgent		668		668
<b>MRI (Adult) - Urgent/Non Urgent</b>		<b>984</b>		<b>984</b>
MRI (Adult) - Emergent				
MRI (Adult) - Follow-up			226	226
MRI (Adult) - Screening			7	7
MRI (Adult) - WCC Exams		6	0	6
MRI (Adult) - HSC Totals		984	233	1,217
<b>MRI (Adult) - Janeway</b>				
MRI (Adult) - Urgent		160		160
MRI (Adult) - Non Urgent		536		536
<b>MRI (Adult) - Urgent/Non Urgent</b>		<b>696</b>		<b>696</b>
MRI (Adult) - Emergent				
MRI (Adult) - Follow-up			202	202
MRI (Adult) - Screening			9	9
MRI (Adult) - WCC Exams		Less than	0	Less than
MRI (Adult) - Janeway Totals			211	
<b>MRI (Adult) - SCM</b>				
MRI (Adult) - Urgent		220		220
MRI (Adult) - Non Urgent		704		704
<b>MRI (Adult) - Urgent/Non Urgent</b>		<b>924</b>		<b>924</b>
MRI (Adult) - Emergent				
MRI (Adult) - Follow-up			764	764
MRI (Adult) - Screening			148	148
MRI (Adult) - SCM Totals		924	912	1,836
<b>MRI (Adult)</b>			<b>1,356</b>	

\* Wait time is calculated from Date of Receipt to Attended appointment date.

\* Patients that have chosen to reschedule or decline first offered appointment are considered self selectors and are included in volumes but not in completion rates.

Nov 6, 2023

**Diagnostic Imaging Wait Times Performance for Eastern Health**  
**October, 2023**

**Ultrasound**

Outpatients Only	Number of Patients Waiting for Test/Procedure		
	Diagnostic	Screening	Total
<b>Ultrasound - Burin</b>			
Ultrasound - Urgent	14		14
Ultrasound - Non Urgent	145		145
<b>Ultrasound - Urgent/Non Urgent</b>	<b>159</b>		<b>159</b>
Ultrasound - Emergent			
Ultrasound - Follow-up		108	108
Ultrasound - Screening			
Ultrasound - OBS Exams	14	26	40
Ultrasound - Burin Totals	159	108	267
<b>Ultrasound - Carbonear</b>			
Ultrasound - Urgent	304		304
Ultrasound - Non Urgent	934		934
<b>Ultrasound - Urgent/Non Urgent</b>	<b>1,238</b>		<b>1,238</b>
Ultrasound - Emergent			
Ultrasound - Follow-up		597	597
Ultrasound - Screening		56	56
Ultrasound - OBS Exams	20	0	20
Ultrasound - Carbonear Totals	1,238	653	1,891
<b>Ultrasound - GB Cross</b>			
Ultrasound - Urgent	106		106
Ultrasound - Non Urgent	846		846
<b>Ultrasound - Urgent/Non Urgent</b>	<b>952</b>		<b>952</b>
Ultrasound - Emergent			
Ultrasound - Follow-up		855	855
Ultrasound - Screening		582	582
Ultrasound - OBS Exams	Less than	26	
Ultrasound - GB Cross Totals		1,437	
<b>Ultrasound - HSC/SCMH/Janeway</b>			
Ultrasound - Urgent	2,083		2,083
Ultrasound - Non Urgent	3,307		3,307
<b>Ultrasound - Urgent/Non Urgent</b>	<b>5,390</b>		<b>5,390</b>
Ultrasound - Emergent			
Ultrasound - Follow-up		1,762	1,762
Ultrasound - Screening		161	161
Ultrasound - OBS Exams	151	287	438
Ultrasound - HSC/SCMH/Janeway Totals	5,390	1,923	7,313
<b>Ultrasound - Placentia</b>			
Ultrasound - Urgent	Less than	Less than	
Ultrasound - Non Urgent	36		36
<b>Ultrasound - Urgent/Non Urgent</b>			
Ultrasound - Emergent			
Ultrasound - Follow-up		24	24
Ultrasound - Screening		15	15
Ultrasound - OBS Exams			
Ultrasound - Placentia Totals		39	
<b>Ultrasound</b>	<b>7,778</b>	<b>4,160</b>	<b>11,938</b>

\* Wait time is calculated from Date of Receipt to Attended appointment date.



\* Patients that have chosen to reschedule or decline first offered appointment are considered self selectors and are included in volumes but not in completion rates.

Nov 6, 2023

\*All appts exclude needle locs, biopsies and inpatient appt types, as per DOH Methodology

## Endoscopy Wait Times Performance for Eastern Health

### Burin

Outpatients Only	Number of Patients Waiting for Test/Procedure		
	Diagnostic	Screening	Total
Colonoscopy - Urgent	Less than		
Colonoscopy - Non Urgent	118		118
<b>Colonoscopy - Urgent/Non Urgent</b>			
Colonoscopy - Emergent			
Colonoscopy - Baseline Screening		36	36
Colonoscopy - Surveillance		700	700
<b>Colonoscopy</b>		<b>736</b>	
Colonoscopy Screening - Urgent			
Colonoscopy Screening - Non Urgent	15		15
<b>Colonoscopy Screening - Urgent/Non Urgent</b>	<b>15</b>		<b>15</b>
Colonoscopy Screening - Emergent			
Colonoscopy Screening - Baseline Screening			
Colonoscopy Screening - Surveillance			
<b>Colonoscopy Screening</b>	<b>15</b>	<b>0</b>	<b>15</b>
OGD - Urgent	0		0
OGD - Non Urgent	37		37
<b>OGD - Urgent/Non Urgent</b>	<b>37</b>		<b>37</b>
OGD - Emergent			
OGD - Baseline Screening			
OGD - Surveillance		32	32
<b>OGD</b>	<b>37</b>	<b>32</b>	<b>69</b>
OGD/COLON - Urgent	Less than		Less than
OGD/COLON - Non Urgent	52		52
<b>OGD/COLON - Urgent/Non Urgent</b>			
OGD/COLON - Emergent			
OGD/COLON - Baseline Screening			
OGD/COLON - Surveillance		8	8

<b>OGD/COLON</b>		<b>53</b>	<b>8</b>	<b>61</b>	
OGD/Sigmoid - Urgent					
OGD/Sigmoid - Non Urgent	Less than				
<b>OGD/Sigmoid - Urgent/Non Urgent</b>	Less than				Less than
OGD/Sigmoid - Emergent					
OGD/Sigmoid - Baseline Screening					
OGD/Sigmoid - Surveillance					
<b>OGD/Sigmoid</b>	Less than		<b>0</b>		Less than
Sigmoidoscopy - Urgent	Less than				Less than
Sigmoidoscopy - Non Urgent	Less than				Less than
<b>Sigmoidoscopy - Urgent/Non Urgent</b>					Less than
Sigmoidoscopy - Emergent					
Sigmoidoscopy - Baseline Screening					
Sigmoidoscopy - Surveillance			9	9	
<b>Sigmoidoscopy</b>	Less than				
<b>Burin - Total</b>		<b>227</b>	<b>785</b>	<b>1,012</b>	

\* Patients that have chosen to reschedule or decline first offered appointment are considered self selectors and are included in volumes but not in completion rates.

Nov 6, 2023

# Endoscopy Wait Times Performance for Eastern Health

October, 2023

## Carbonear

Outpatients Only	Number of Patients Waiting for Test/Procedure		
	Diagnostic	Screening	Total
Colonoscopy - Urgent	8		8
Colonoscopy - Non Urgent	503		503
<b>Colonoscopy - Urgent/Non Urgent</b>	<b>511</b>		<b>511</b>
Colonoscopy - Emergent			
Colonoscopy - Baseline Screening		106	106
Colonoscopy - Surveillance		3,784	3,784
<b>Colonoscopy</b>	<b>511</b>	<b>3,890</b>	<b>4,401</b>
Colonoscopy Screening - Urgent			
Colonoscopy Screening - Non Urgent	17		17
<b>Colonoscopy Screening - Urgent/Non Urgent</b>	<b>17</b>		<b>17</b>
Colonoscopy Screening - Emergent			
Colonoscopy Screening - Baseline Screening			
Colonoscopy Screening - Surveillance			
<b>Colonoscopy Screening</b>	<b>17</b>	<b>0</b>	<b>17</b>
<b>ERCP</b>			
OGD - Urgent	6		6
OGD - Non Urgent	187		187
<b>OGD - Urgent/Non Urgent</b>	<b>193</b>		<b>193</b>
OGD - Emergent			
OGD - Baseline Screening		9	9
OGD - Surveillance		508	508
<b>OGD</b>	<b>193</b>	<b>517</b>	<b>710</b>
OGD/COLON - Urgent	6		6
OGD/COLON - Non Urgent	144		144

<b>OGD/COLON - Urgent/Non Urgent</b>	<b>150</b>		<b>150</b>	
OGD/COLON - Emergent				
OGD/COLON - Baseline Screening	Less than			Less than
OGD/COLON - Surveillance		60	60	
<b>OGD/COLON</b>	<b>150</b>			
OGD/Sigmoid - Urgent				
OGD/Sigmoid - Non Urgent				
<b>OGD/Sigmoid - Urgent/Non Urgent</b>				
OGD/Sigmoid - Emergent				
OGD/Sigmoid - Baseline Screening				
OGD/Sigmoid - Surveillance				Less than
<b>OGD/Sigmoid</b>	<b>0</b>			Less than
<b>Percutaneous</b>	<b>0</b>	<b>0</b>	<b>0</b>	
Sigmoidoscopy - Urgent	Less than			Less than
Sigmoidoscopy - Non Urgent	9		9	
<b>Sigmoidoscopy - Urgent/Non Urgent</b>				
Sigmoidoscopy - Emergent				
Sigmoidoscopy - Baseline Screening				
Sigmoidoscopy - Surveillance		50	50	
<b>Sigmoidoscopy</b>	<b>11</b>	<b>50</b>	<b>61</b>	
<b>Carbonear - Total</b>	<b>882</b>	<b>4,523</b>	<b>5,405</b>	

\* Patients that have chosen to reschedule or decline first offered appointment are considered self selectors and are included in volumes but not in completion rates.

Nov 6, 2023

# Endoscopy Wait Times Performance for Eastern Health

October, 2023

## GB Cross

Outpatients Only	Number of Patients Waiting for Test/Procedure		
	Diagnostic	Screening	Total
Colonoscopy - Urgent			Less than
Colonoscopy - Non Urgent	260		260
<b>Colonoscopy - Urgent/Non Urgent</b>			
Colonoscopy - Emergent			
Colonoscopy - Baseline Screening		90	90
Colonoscopy - Surveillance		935	935
<b>Colonoscopy</b>		<b>1,025</b>	
Colonoscopy Screening - Urgent			
Colonoscopy Screening - Non Urgent	21		21
<b>Colonoscopy Screening - Urgent/Non Urgent</b>	<b>21</b>		<b>21</b>
Colonoscopy Screening - Emergent			
Colonoscopy Screening - Baseline Screening			
Colonoscopy Screening - Surveillance			
<b>Colonoscopy Screening</b>	<b>21</b>	<b>0</b>	<b>21</b>
OGD - Urgent	7		7
OGD - Non Urgent	153		153
<b>OGD - Urgent/Non Urgent</b>	<b>160</b>		<b>160</b>
OGD - Emergent			
OGD - Baseline Screening			Less than
OGD - Surveillance		79	79
<b>OGD</b>	<b>160</b>		
OGD/COLON - Urgent	9		9
OGD/COLON - Non Urgent	123		123

<b>OGD/COLON - Urgent/Non Urgent</b>	<b>132</b>		<b>132</b>	
OGD/COLON - Emergent				
OGD/COLON - Baseline Screening	Less than			Less than
OGD/COLON - Surveillance		43	43	
<b>OGD/COLON</b>	<b>132</b>			
OGD/Sigmoid - Urgent				
OGD/Sigmoid - Non Urgent				Less than
<b>OGD/Sigmoid - Urgent/Non Urgent</b>				Less than
OGD/Sigmoid - Emergent				
OGD/Sigmoid - Baseline Screening				
OGD/Sigmoid - Surveillance	Less than			Less than
<b>OGD/Sigmoid</b>	Less than			Less than
Sigmoidoscopy - Urgent	Less than	Less than		Less than
Sigmoidoscopy - Non Urgent	22		22	
<b>Sigmoidoscopy - Urgent/Non Urgent</b>				
Sigmoidoscopy - Emergent				
Sigmoidoscopy - Baseline Screening				
Sigmoidoscopy - Surveillance		6	6	
<b>Sigmoidoscopy</b>		<b>6</b>	<b>29</b>	
<b>GB Cross - Total</b>	<b>602</b>	<b>1,158</b>	<b>1,760</b>	

\* Patients that have chosen to reschedule or decline first offered appointment are considered self selectors and are included in volumes but not in completion rates.

Nov 6, 2023

## Endoscopy Wait Times Performance for Eastern Health

### October, 2023

#### HSC

Outpatients Only	Number of Patients Waiting for Test/Procedure		
	Diagnostic	Screening	Total
Colonoscopy - Urgent	25		25
Colonoscopy - Non Urgent	599		599
<b>Colonoscopy - Urgent/Non Urgent</b>	<b>624</b>		<b>624</b>
Colonoscopy - Emergent			
Colonoscopy - Baseline Screening		250	250
Colonoscopy - Surveillance		5,921	5,921
<b>Colonoscopy</b>	<b>624</b>	<b>6,171</b>	<b>6,795</b>
Colonoscopy Screening - Urgent			
Colonoscopy Screening - Non Urgent	5		5
<b>Colonoscopy Screening - Urgent/Non Urgent</b>	<b>5</b>		<b>5</b>
Colonoscopy Screening - Emergent			
Colonoscopy Screening - Baseline Screening			
Colonoscopy Screening - Surveillance			
<b>Colonoscopy Screening</b>	<b>5</b>	<b>0</b>	<b>5</b>
<b>Enteroscopy</b>			
<b>ERCP</b>	<b>0</b>	<b>0</b>	<b>22</b>
Manometry - Urgent			
Manometry - Non Urgent	38		38
<b>Manometry - Urgent/Non Urgent</b>			
Manometry - Emergent			
Manometry - Baseline Screening		19	19
Manometry - Surveillance			
<b>Manometry</b>	<b>39</b>	<b>19</b>	<b>58</b>
OGD - Urgent	11		11
OGD - Non Urgent	280		280
<b>OGD - Urgent/Non Urgent</b>	<b>291</b>		<b>291</b>
OGD - Emergent			
OGD - Baseline Screening		15	15
OGD - Surveillance		278	278



<b>OGD</b>	<b>291</b>	<b>293</b>	<b>584</b>
OGD/COLON - Urgent	7		7
OGD/COLON - Non Urgent	159		159
<b>OGD/COLON - Urgent/Non Urgent</b>	<b>166</b>		<b>166</b>
OGD/COLON - Emergent			
OGD/COLON - Baseline Screening		6	6
OGD/COLON - Surveillance		163	163
<b>OGD/COLON</b>	<b>166</b>	<b>169</b>	<b>335</b>
OGD/Sigmoid - Urgent			
OGD/Sigmoid - Non Urgent	7		7
<b>OGD/Sigmoid - Urgent/Non Urgent</b>	<b>7</b>		<b>7</b>
OGD/Sigmoid - Emergent			
OGD/Sigmoid - Baseline Screening			
OGD/Sigmoid - Surveillance		17	17
<b>OGD/Sigmoid</b>	<b>7</b>	<b>17</b>	<b>24</b>
<b>Percutaneous</b>			
Sigmoidoscopy - Urgent	6		6
Sigmoidoscopy - Non Urgent	92		92
<b>Sigmoidoscopy - Urgent/Non Urgent</b>	<b>98</b>		<b>98</b>
Sigmoidoscopy - Emergent			
Sigmoidoscopy - Baseline Screening		6	6
Sigmoidoscopy - Surveillance		71	71
<b>Sigmoidoscopy</b>	<b>98</b>	<b>77</b>	<b>175</b>
<b>HSC - Total</b>	<b>1,230</b>	<b>6,746</b>	<b>7,998</b>

\* Patients that have chosen to reschedule or decline first offered appointment are considered self selectors and are included in volumes but not in completion rates.

Nov 6, 2023

# Endoscopy Wait Times Performance for Eastern Health

October, 2023

## SCM

Outpatients Only	Number of Patients Waiting for Test/Procedure		
	Diagnostic	Screening	Total
<b>Bronchoscopy</b>	<b>0</b>	<b>0</b>	
Colonoscopy - Urgent	24		24
Colonoscopy - Non Urgent	494		494
<b>Colonoscopy - Urgent/Non Urgent</b>	<b>518</b>		
Colonoscopy - Emergent			
Colonoscopy - Baseline Screening		277	277
Colonoscopy - Surveillance		5,549	5,549
<b>Colonoscopy</b>	<b>518</b>	<b>5,826</b>	<b>6,344</b>
Colonoscopy Screening - Urgent			
Colonoscopy Screening - Non Urgent	92		92
<b>Colonoscopy Screening - Urgent/Non Urgent</b>	<b>92</b>		<b>92</b>
Colonoscopy Screening - Emergent			
Colonoscopy Screening - Baseline Screening			
Colonoscopy Screening - Surveillance			
<b>Colonoscopy Screening</b>	<b>92</b>	<b>0</b>	<b>92</b>
<b>ERCP</b>	<b>0</b>	<b>0</b>	<b>14</b>
OGD - Urgent	20		20
OGD - Non Urgent	204		204
<b>OGD - Urgent/Non Urgent</b>	<b>224</b>		<b>224</b>
OGD - Emergent			
OGD - Baseline Screening		36	36
OGD - Surveillance		232	232
<b>OGD</b>	<b>224</b>	<b>268</b>	<b>492</b>
OGD/COLON - Urgent	18		18
OGD/COLON - Non Urgent	84		84

Less than

<b>OGD/COLON - Urgent/Non Urgent</b>	<b>102</b>		<b>102</b>	
OGD/COLON - Emergent				
OGD/COLON - Baseline Screening		7	7	
OGD/COLON - Surveillance		111	111	
<b>OGD/COLON</b>	<b>102</b>	<b>118</b>	<b>220</b>	
OGD/Sigmoid - Urgent	Less than			Less than
OGD/Sigmoid - Non Urgent	5		5	
<b>OGD/Sigmoid - Urgent/Non Urgent</b>				
OGD/Sigmoid - Emergent				
OGD/Sigmoid - Baseline Screening				
OGD/Sigmoid - Surveillance		8	8	
<b>OGD/Sigmoid</b>		<b>8</b>		
<b>Percutaneous</b>				
Sigmoidoscopy - Urgent	9		9	
Sigmoidoscopy - Non Urgent	71		71	
<b>Sigmoidoscopy - Urgent/Non Urgent</b>	<b>80</b>		<b>80</b>	
Sigmoidoscopy - Emergent				
Sigmoidoscopy - Baseline Screening		Less than		Less than
Sigmoidoscopy - Surveillance		104	104	
<b>Sigmoidoscopy</b>	<b>80</b>			
<b>SCM - Total</b>	<b>1,022</b>	<b>6,328</b>	<b>7,365</b>	















\* Patients that have chosen to reschedule or decline first offered appointment are considered self selectors and are included in volumes but not in completion rates.

Nov 6, 2023

# Endoscopy Wait Times Performance for Eastern Health

## October, 2023

### Unassigned Site

Outpatients Only	Number of Patients Waiting for Test/Procedure		
	Diagnostic	Screening	Total
Colonoscopy - Urgent			
Colonoscopy - Non Urgent	8		8
<b>Colonoscopy - Urgent/Non Urgent</b>	<b>8</b>		<b>8</b>
Colonoscopy - Emergent			
Colonoscopy - Baseline Screening		5	5
Colonoscopy - Surveillance		43	43
<b>Colonoscopy</b>	<b>8</b>	<b>48</b>	<b>56</b>
Colonoscopy Screening - Urgent			
Colonoscopy Screening - Non Urgent	Less than 		Less than 
<b>Colonoscopy Screening - Urgent/Non Urgent</b>	Less than 		Less than 
Colonoscopy Screening - Emergent			
Colonoscopy Screening - Baseline Screening			
Colonoscopy Screening - Surveillance	Less than		
<b>Colonoscopy Screening</b>	Less than 	<b>0</b>	Less than 
OGD - Urgent			
OGD - Non Urgent			Less than 
<b>OGD - Urgent/Non Urgent</b>	Less than 		Less than 
OGD - Emergent			
OGD - Baseline Screening			
OGD - Surveillance		5	5
<b>OGD</b>	Less than 	<b>5</b>	
OGD/COLON - Urgent	Less than 		Less than 
OGD/COLON - Non Urgent	6		6

<b>OGD/COLON - Urgent/Non Urgent</b>				
OGD/COLON - Emergent				
OGD/COLON - Baseline Screening				
OGD/COLON - Surveillance			17	17
<b>OGD/COLON</b>			<b>17</b>	
OGD/Sigmoid - Urgent				
OGD/Sigmoid - Non Urgent				
<b>OGD/Sigmoid - Urgent/Non Urgent</b>				
OGD/Sigmoid - Emergent				
OGD/Sigmoid - Baseline Screening				
OGD/Sigmoid - Surveillance			Less than	Less than
<b>OGD/Sigmoid</b>			<b>0</b> Less than	Less than
Sigmoidoscopy - Urgent				
Sigmoidoscopy - Non Urgent	Less than			Less than
<b>Sigmoidoscopy - Urgent/Non Urgent</b>	Less than			Less than
Sigmoidoscopy - Emergent				
Sigmoidoscopy - Baseline Screening				
Sigmoidoscopy - Surveillance				
<b>Sigmoidoscopy</b>	Less than		<b>0</b>	Less than
<b>Unassigned - Total</b>	<b>19</b>		<b>71</b>	<b>90</b>

\* Patients that have chosen to reschedule or decline first offered appointment are considered self selectors and are included in volumes but not in completion rates.

Nov 6, 2023

## Endoscopy Wait Times Performance for Eastern Health

### October, 2023

#### All Sites

Outpatients Only	Number of Patients Waiting for Test/Procedure		
	Diagnostic	Screening	Total
<b>Bronchoscopy</b>	<b>0</b>	<b>0</b>	<b>1</b>
Colonoscopy - Urgent	62		62
Colonoscopy - Non Urgent	1,982		1,982
<b>Colonoscopy - Urgent/Non Urgent</b>	<b>2,044</b>		<b>2,044</b>
Colonoscopy - Emergent			
Colonoscopy - Baseline Screening		764	764
Colonoscopy - Surveillance		16,932	16,932
<b>Colonoscopy</b>	<b>2,044</b>	<b>17,696</b>	<b>19,740</b>
Colonoscopy Screening - Urgent			
Colonoscopy Screening - Non Urgent	151		151
<b>Colonoscopy Screening - Urgent/Non Urgent</b>	<b>151</b>		<b>151</b>
Colonoscopy Screening - Emergent			
Colonoscopy Screening - Baseline Screening			
Colonoscopy Screening - Surveillance			
<b>Colonoscopy Screening</b>	<b>151</b>	<b>0</b>	<b>151</b>
<b>Enteroscopy</b>			
<b>ERCP</b>	<b>0</b>	<b>0</b>	<b>36</b>
Manometry - Urgent	Less than		
Manometry - Non Urgent	38		38
<b>Manometry - Urgent/Non Urgent</b>			
Manometry - Emergent			
Manometry - Baseline Screening		19	19
Manometry - Surveillance			
<b>Manometry</b>		<b>19</b>	
OGD - Urgent	44		44
OGD - Non Urgent	862		862
<b>OGD - Urgent/Non Urgent</b>	<b>906</b>		<b>906</b>
OGD - Emergent			
OGD - Baseline Screening		63	63
OGD - Surveillance		1,134	1,134

<b>OGD</b>	<b>906</b>	<b>1,197</b>	<b>2,103</b>
OGD/COLON - Urgent	43		43
OGD/COLON - Non Urgent	568		568
<b>OGD/COLON - Urgent/Non Urgent</b>	<b>611</b>		<b>611</b>
OGD/COLON - Emergent			
OGD/COLON - Baseline Screening		18	18
OGD/COLON - Surveillance		402	402
<b>OGD/COLON</b>	<b>611</b>	<b>420</b>	<b>1,031</b>
OGD/Sigmoid - Urgent	Less than		
OGD/Sigmoid - Non Urgent	15		15
<b>OGD/Sigmoid - Urgent/Non Urgent</b>			
OGD/Sigmoid - Emergent			
OGD/Sigmoid - Baseline Screening			
OGD/Sigmoid - Surveillance		29	29
<b>OGD/Sigmoid</b>		<b>29</b>	
<b>Percutaneous</b>	<b>0</b>	<b>0</b>	<b>0</b>
Sigmoidoscopy - Urgent	19		19
Sigmoidoscopy - Non Urgent	196		196
<b>Sigmoidoscopy - Urgent/Non Urgent</b>	<b>215</b>		<b>215</b>
Sigmoidoscopy - Emergent			
Sigmoidoscopy - Baseline Screening		10	10
Sigmoidoscopy - Surveillance		240	240
<b>Sigmoidoscopy</b>	<b>215</b>	<b>250</b>	<b>465</b>
<b>All Sites - Total</b>	<b>3,982</b>	<b>19,611</b>	<b>23,630</b>

\* Patients that have chosen to reschedule or decline first offered appointment are considered self selectors and are included in volumes but not in completion rates.

Nov 6, 2023

Service Area	Number Waiting (Oct 31 2023)
<b>Joint Replacement</b>	
Total Hip Replacement	634
Total Knee Replacement	1,538
<b>Vision Restoration</b>	
Cataract Removal (General Anaesthetic)	132
Cataract Removal (Local Anaesthetic)	2,492
<b>Vision Restoration - General Anaesthetic - First Eye</b>	
Cataract removal - Combined total of Group A/B	46
Group A (at risk) - (total)	0
Group B (at risk) - (total)	46
Group B1 - work driving impairment or workplace impairment...	0
Group B2 - potential loss of drivers license...	0
Group B3 - difficulty with vision-dependent activities...	46
Group B4 - difficulty with emotional well-being & social functioning...	0
Group B5 - other...	0
<b>Vision Restoration - General Anaesthetic - Second Eye</b>	
Cataract removal - Combined total of Group A/B	39
Group A (at risk) - (total)	0
Group B (at risk) - (total)	39
Group B1 - work driving impairment or workplace impairment...	0
Group B2 - potential loss of drivers license...	0
Group B3 - difficulty with vision-dependent activities...	39
Group B4 - difficulty with emotional well-being & social functioning...	0
Group B5 - other...	0



<b>Vision Restoration - Local Anaesthetic - First Eye</b>	
Cataract removal - Combined total of Group A/B	1,335
Group A (at risk) - (total)	0
Group B (at risk) - (total)	1,335
Group B1 - work driving impairment or workplace impairment...	0
Group B2 - potential loss of drivers license...	0
Group B3 - difficulty with vision-dependent activities...	1,335
Group B4 - difficulty with emotional well-being & social functioning...	0
Group B5 - other...	0
<b>Vision Restoration - Local Anaesthetic - Second Eye</b>	
Cataract removal - Combined total of Group A/B	1,157
Group A (at risk) - (total)	0
Group B (at risk) - (total)	1,157
Group B1 - work driving impairment or workplace impairment...	0
Group B2 - potential loss of drivers license...	0
Group B3 - difficulty with vision-dependent activities...	1,157
Group B4 - difficulty with emotional well-being & social functioning...	0
Group B5 - other...	0

**Excluded:**

- Cancelled Surgeries

**Note:**

Number of new requests and number waiting at the end of the quarter will vary depending on the date the report is run. This variation is due to delay in receipt of

November 7, 2023

NL-129-2023-045 Lab-Grenfell Responsive Records

**NL-129-2023-045 LabGren Responsive Records**

Please provide the most recent data on the number of patients in the province (or best estimate) who are:

- **Currently on a waiting list or waiting to be placed on a waiting list for surgery or a procedure**

As of November 1, 1214 clients are waitlisted in LG Zone for a surgical procedure.

- **Currently on a waiting list or waiting to be placed on a waiting list for a diagnostic scan**

As of October 1, 685 clients are waitlisted in LG Zone for a diagnostic procedure (based on CT, Mammogram and Ultrasound captured quarterly)

- **Currently on a waiting list or waiting to be placed on a waiting list for an appointment with a specialist**

**Note:** Would need more clarity to determine what they mean by specialist. Visiting specialists often keep their own waitlists so an accurate count for Zone may not be possible.

**Medical Imaging Lab-Gren**

<b>Number of Patients Waiting by Site</b>		
	<b>Modality</b>	<b>Number</b>
Curtis Memorial	CT	130
	Mammography	54
	Ultrasound	88
Labrador Health Centre	CT	173
	Mammography	206
	Ultrasound	289
	Xray	32
Labrador West	CT	92
	Mammography	361
	Nuclear Medicine	37
	Ultrasound	115
	Xray	13
<b>Grand Total</b>		<b>1590</b>

<b>Number of Patients Waiting by Modality</b>	
CT	395
Mammography	621
Nuclear Medicine	37
Ultrasound	492
Xray	45
<b>Grand Total</b>	<b>1590</b>