


June 13, 2022

Healthy Albertans.
Healthy Communities.
Together.



Reference Number: 2022-G-196

Dear Mrs. Schulz:

Re: *Freedom of Information and Protection of Privacy (FOIP) Act*
Final Response to Request for Information

I am writing in response to your request for access to information under the *Freedom of Information and Protection of Privacy (FOIP) Act*.

Specifically, your request reads as follows:

Please provide the most recent data on the number of patients in the province (or best estimate) who are currently on a waiting list or are waiting to be placed on a waiting list for:

- a) a surgery or procedure*
- b) a diagnostic scan*
- c) appt. with a specialist.*

Please be sure to note the date the data was compiled

Please note that nothing in this correspondence (or its attachments) constitutes a waiver of any privilege.

We are pleased to provide access to the records you requested; a copy of the records are enclosed.

Also, AHS understands that you are interested in data on the subject of appointments with a specialist. AHS does not have information pertaining to specialists that operate in the community using their own private EMR and the *FOIP Act* does not replace existing procedures for access to information or records. You may want to consider accessing data from online information repositories that allow functional searches on the subject wait times from primary care to then seeing a specialist. Here are a few that contain information about Alberta but you may contact IAS if there is a specific record you are seeking access to.

1. [Alberta Wait Times Reporting: Wait Time Trends](#)
 - <http://waittimes.alberta.ca/WaitTimeTrends.jsp>
2. [Alberta Referral Directory - Home](#)
 - <https://albertareferraldirectory.ca/SetUpController?activeMenuButton=&activeSubMenuButton>

3. [Wait Times | Alberta Bone and Joint Health Institute](#)
 - <https://www.albertaboneandjoint.com/for-patients/wait-times/>
4. [Explore wait times for priority procedures across Canada | CIHI](#)
 - <https://www.cihi.ca/en/explore-wait-times-for-priority-procedures-across-canada>

If you have any questions or would like to discuss the processing of your request, please contact us at IAS@ahs.ca.

Please note that under section 65 of the *FOIP Act*, you may ask the Information and Privacy Commissioner of Alberta to review any decision made on your request. To request a review, you must complete and deliver a *Request for Review* form within 60 days from the date of this notice to:

Office of the Information and Privacy Commissioner
#410, 9925 – 109 Street NW
Edmonton, AB
T5K 2J8

The form is available on the Commissioner's website www.oipc.ab.ca or you can call 1-888-878-4044 (in Edmonton, call 780-422-6860) to request a copy of the form.

If you wish to request a review, please provide the Office of the Information and Privacy Commissioner (OIPC) with the following information:

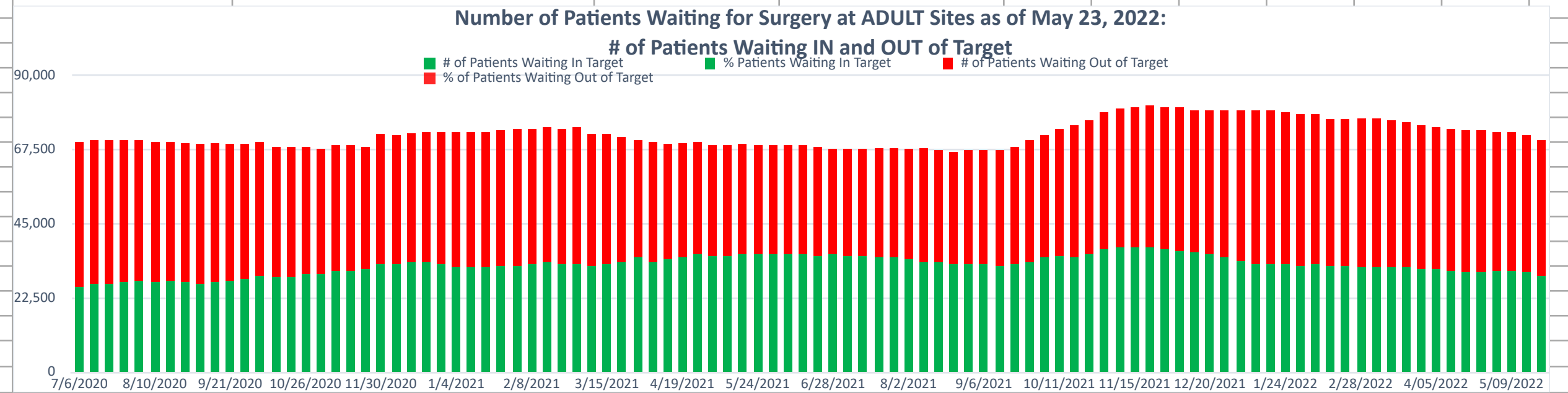
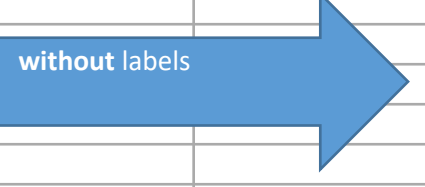
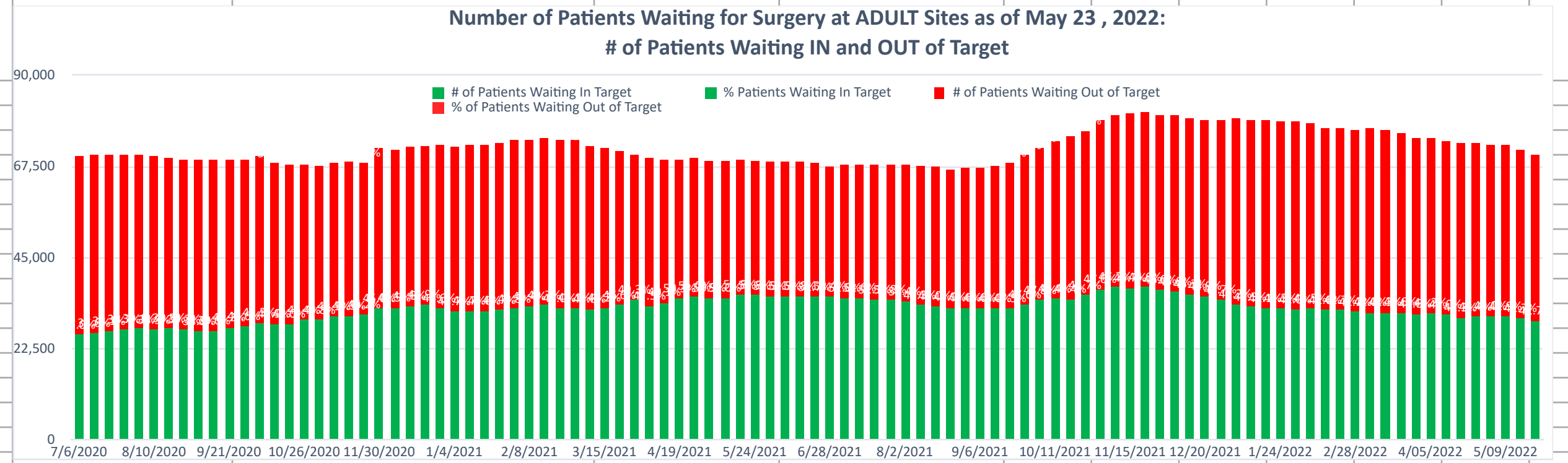

1. A copy of this letter.
2. A copy of your original request form that you sent to Alberta Health Services.
3. A completed OIPC Request for Review Form.

Sincerely,

Information Access Services
Legal & Privacy, Alberta Health Services
Seventh Street Plaza
5th Floor, North Tower
10030 – 107 Street
Edmonton, AB
T5J 3E4

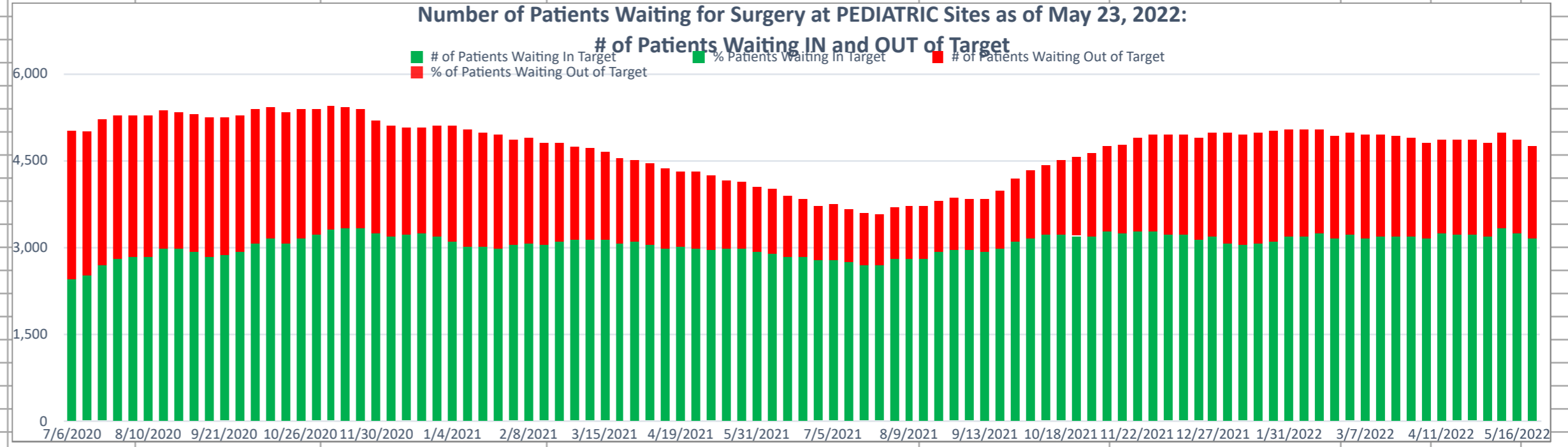
Enclosures: Record package – 1 spreadsheet document with four sheets of data

Surgery Wait List for ADULT Sites						
Wait List Date	Total # of Patients Waiting for Surgery at Adult sites	# of Patients Waiting In Target	% Patients Waiting In Target	# of Patients Waiting Out of Target	% of Patients Waiting Out of Target	CHECK totals
7/6/2020	69,876	25,880	37.0%	43,996	63.0%	TRUE
7/13/2020	70,281	26,416	37.6%	43,865	62.4%	TRUE
7/20/2020	70,422	26,843	38.1%	43,579	61.9%	TRUE
7/27/2020	70,366	27,255	38.7%	43,111	61.3%	TRUE
8/3/2020	70,323	27,462	39.1%	42,861	60.9%	TRUE
8/10/2020	69,906	27,170	38.9%	42,736	61.1%	TRUE
8/24/2020	69,629	27,513	39.5%	42,116	60.5%	TRUE
8/31/2020	69,262	27,197	39.3%	42,065	60.7%	TRUE
9/7/2020	69,208	26,885	38.8%	42,323	61.2%	TRUE
9/14/2020	69,070	26,906	39.0%	42,164	61.0%	TRUE
9/21/2020	69,161	27,786	40.2%	41,375	59.8%	TRUE
9/28/2020	69,167	28,107	40.6%	41,060	59.4%	TRUE
10/5/2020	69,996	28,922	41.3%	41,074	58.7%	TRUE
10/12/2020	68,257	28,612	41.9%	39,645	58.1%	TRUE
10/19/2020	68,126	28,602	42.0%	39,524	58.0%	TRUE
10/26/2020	68,060	29,559	43.4%	38,501	56.6%	TRUE
11/2/2020	67,661	29,636	43.8%	38,025	56.2%	TRUE
11/9/2020	68,560	30,497	44.5%	38,063	55.5%	TRUE
11/16/2020	68,941	30,662	44.5%	38,279	55.5%	TRUE
11/23/2020	68,379	30,937	45.2%	37,442	54.8%	TRUE
11/30/2020	72,131	32,433	45.0%	39,698	55.0%	TRUE
12/7/2020	71,804	32,687	45.5%	39,117	54.5%	TRUE
12/14/2020	72,462	33,057	45.6%	39,405	54.4%	TRUE
12/21/2020	72,642	33,360	45.9%	39,282	54.1%	TRUE
12/28/2020	72,711	32,429	44.6%	40,282	55.4%	TRUE
1/4/2021	72,635	31,738	43.7%	40,897	56.3%	TRUE
1/11/2021	72,769	31,806	43.7%	40,963	56.3%	TRUE
1/18/2021	72,961	31,797	43.6%	41,164	56.4%	TRUE
1/25/2021	73,430	32,066	43.7%	41,364	56.3%	TRUE
2/1/2021	73,880	32,384	43.8%	41,496	56.2%	TRUE
2/8/2021	73,992	32,867	44.4%	41,125	55.6%	TRUE
2/15/2021	74,322	33,188	44.7%	41,134	55.3%	TRUE
2/22/2021	73,871	32,512	44.0%	41,359	56.0%	TRUE
3/1/2021	74,063	32,665	44.1%	41,398	55.9%	TRUE
3/8/2021	72,390	32,285	44.6%	40,105	55.4%	TRUE
3/15/2021	72,050	32,602	45.2%	39,448	54.8%	TRUE
3/22/2021	71,373	33,245	46.6%	38,128	53.4%	TRUE
3/29/2021	70,292	34,632	49.3%	35,660	50.7%	TRUE
4/5/2021	69,714	33,104	47.5%	36,610	52.5%	TRUE
4/12/2021	69,076	33,948	49.1%	35,128	50.9%	TRUE
4/19/2021	69,383	34,919	50.3%	34,464	49.7%	TRUE
4/26/2021	69,759	35,544	51.0%	34,215	49.0%	TRUE
5/3/2021	68,940	35,099	50.9%	33,841	49.1%	TRUE
5/10/2021	68,708	35,039	51.0%	33,669	49.0%	TRUE
5/17/2021	69,029	35,781	51.8%	33,248	48.2%	TRUE
5/24/2021	68,852	35,663	51.8%	33,189	48.2%	TRUE
5/31/2021	68,911	35,517	51.5%	33,394	48.5%	TRUE
6/7/2021	68,946	35,540	51.5%	33,406	48.5%	TRUE
6/14/2021	68,746	35,577	51.8%	33,169	48.2%	TRUE
6/21/2021	68,220	35,275	51.7%	32,945	48.3%	TRUE
6/28/2021	67,697	35,487	52.4%	32,210	47.6%	TRUE
7/5/2021	67,789	35,111	51.8%	32,678	48.2%	TRUE
7/12/2021	67,892	35,012	51.6%	32,880	48.4%	TRUE
7/19/2021	67,831	34,635	51.1%	33,196	48.9%	TRUE
7/26/2021	68,009	34,530	50.8%	33,479	49.2%	TRUE
8/2/2021	67,818	34,202	50.4%	33,616	49.6%	TRUE
8/9/2021	67,594	33,295	49.3%	34,299	50.7%	TRUE
8/16/2021	67,400	33,041	49.0%	34,359	51.0%	TRUE
8/23/2021	66,918	32,744	48.9%	34,174	51.1%	TRUE
8/30/2021	67,021	32,552	48.6%	34,469	51.4%	TRUE
9/6/2021	67,150	32,620	48.6%	34,530	51.4%	TRUE
9/13/2021	67,517	32,412	48.0%	35,105	52.0%	TRUE
9/20/2021	68,312	32,464	47.5%	35,848	52.5%	TRUE
9/27/2021	70,224	33,420	47.6%	36,804	52.4%	TRUE
10/4/2021	72,002	34,430	47.8%	37,572	52.2%	TRUE
10/11/2021	73,750	34,936	47.4%	38,814	52.6%	TRUE
10/18/2021	74,804	34,726	46.4%	40,078	53.6%	TRUE
10/25/2021	76,287	35,626	46.7%	40,661	53.3%	TRUE
11/1/2021	78,952	37,121	47.0%	41,831	53.0%	TRUE
11/8/2021	80,050	37,813	47.2%	42,237	52.8%	TRUE
11/15/2021	80,472	37,546	46.7%	42,926	53.3%	TRUE
11/22/2021	80,963	37,699	46.6%	43,264	53.4%	TRUE
11/29/2021	80,357	36,986	46.0%	43,371	54.0%	TRUE
12/6/2021	80,178	36,592	45.6%	43,586	54.4%	TRUE
12/13/2021	79,480	35,995	45.3%	43,485	54.7%	TRUE
12/20/2021	79,131	35,504	44.9%	43,627	55.1%	TRUE
12/27/2021	79,094	34,538	43.7%	44,556	56.3%	TRUE
1/3/2022	79,446	33,525	42.2%	45,921	57.8%	TRUE
1/10/2022	79,066	32,817	41.5%	46,249	58.5%	TRUE
1/17/2022	79,070	32,528	41.1%	46,542	58.9%	TRUE
1/24/2022	78,719	32,537	41.3%	46,182	58.7%	TRUE
1/31/2022	78,414	32,188	41.0%	46,226	59.0%	TRUE
2/7/2022	78,267	32,463	41.5%	45,804	58.5%	TRUE
2/14/2022	77,002	31,996	41.6%	45,006	58.4%	TRUE
2/21/2022	76,866	32,015	41.7%	44,851	58.3%	TRUE
2/28/2022	76,605	31,586	41.2%	45,019	58.8%	TRUE
3/7/2022	76,824	31,476	41.0%	45,348	59.0%	TRUE
3/14/2022	76,354	31,503	41.3%	44,851	58.7%	TRUE
3/21/2022	75,641	31,474	41.6%	44,167	58.4%	TRUE
3/28/2022	74,627	31,037	41.6%	43,590	58.4%	TRUE
4/05/2022	74,297	31,341	42.2%	42,956	57.8%	TRUE
4/11/2022	73,593	30,881	42.0%	42,712	58.0%	TRUE
4/18/2022	73,194	30,215	41.3%	42,979	58.7%	TRUE
4/27/2022	73,301	30,352	41.4%	42,949	58.6%	TRUE
5/02/2022	72,860	30,632	42.0%	42,228	58.0%	TRUE
5/09/2022	72,799	30,468	41.9%	42,331	58.1%	TRUE
5/16/2022	71,743	29,946	41.7%	41,797	58.3%	TRUE
5/23/2022	70,519	29,407	41.7%	41,112	58.3%	TRUE

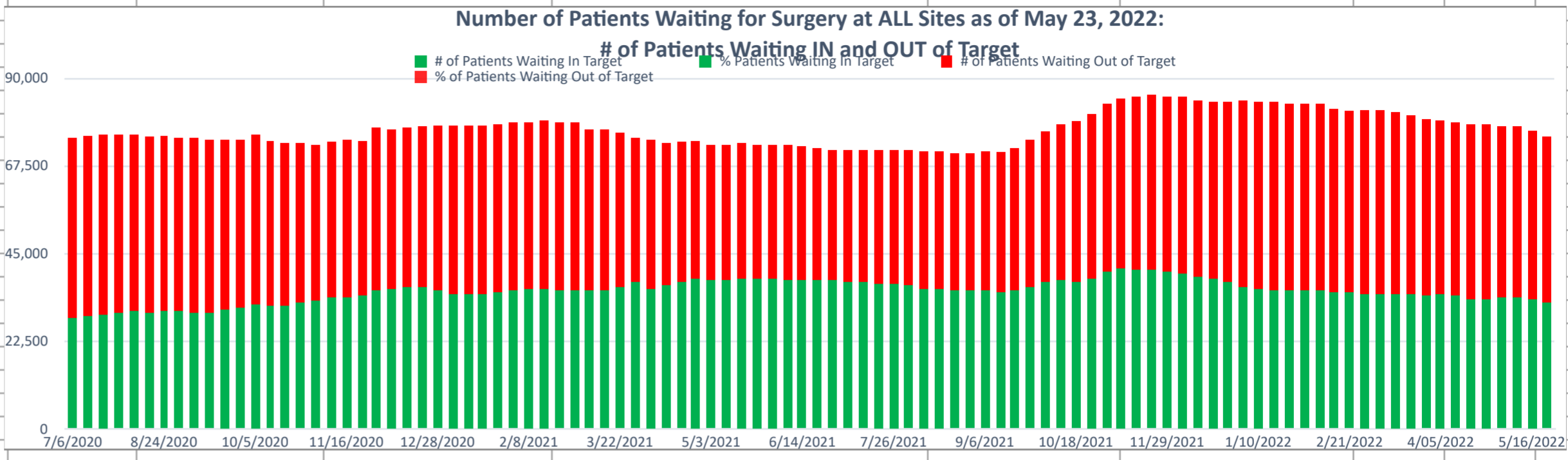


Surgery Wait List for PEDIATRIC Sites

Wait List Date	Total # of Patients Waiting for Surgery at Pediatric sites	# of Patients Waiting In Target	% Patients Waiting In Target	# of Patients Waiting Out of Target	% of Patients Waiting Out of Target	CHECK totals
7/6/2020	5,025	2,449	48.7%	2,576	51.3%	TRUE
7/13/2020	5,010	2,511	50.1%	2,499	49.9%	TRUE
7/20/2020	5,206	2,703	51.9%	2,503	48.1%	TRUE
7/27/2020	5,288	2,815	53.2%	2,473	46.8%	TRUE
8/3/2020	5,277	2,845	53.9%	2,432	46.1%	TRUE
8/10/2020	5,288	2,840	53.7%	2,448	46.3%	TRUE
8/24/2020	5,351	2,978	55.7%	2,373	44.3%	TRUE
8/31/2020	5,346	2,999	56.1%	2,347	43.9%	TRUE
9/7/2020	5,309	2,919	55.0%	2,390	45.0%	TRUE
9/14/2020	5,231	2,855	54.6%	2,376	45.4%	TRUE
9/21/2020	5,242	2,857	54.5%	2,385	45.5%	TRUE
9/28/2020	5,267	2,940	55.8%	2,327	44.2%	TRUE
10/5/2020	5,395	3,081	57.1%	2,314	42.9%	TRUE
10/12/2020	5,410	3,157	58.4%	2,253	41.6%	TRUE
10/19/2020	5,328	3,076	57.7%	2,252	42.3%	TRUE
10/26/2020	5,379	3,157	58.7%	2,222	41.3%	TRUE
11/2/2020	5,402	3,213	59.5%	2,189	40.5%	TRUE
11/9/2020	5,452	3,300	60.5%	2,152	39.5%	TRUE
11/16/2020	5,417	3,333	61.5%	2,084	38.5%	TRUE
11/23/2020	5,400	3,353	62.1%	2,047	37.9%	TRUE
11/30/2020	5,180	3,261	63.0%	1,919	37.0%	TRUE
12/7/2020	5,106	3,186	62.4%	1,920	37.6%	TRUE
12/14/2020	5,075	3,219	63.4%	1,856	36.6%	TRUE
12/21/2020	5,064	3,239	64.0%	1,825	36.0%	TRUE
12/28/2020	5,102	3,181	62.3%	1,921	37.7%	TRUE
1/4/2021	5,101	3,106	60.9%	1,995	39.1%	TRUE
1/11/2021	5,036	3,031	60.2%	2,005	39.8%	TRUE
1/18/2021	4,988	3,024	60.6%	1,964	39.4%	TRUE
1/25/2021	4,947	2,998	60.6%	1,949	39.4%	TRUE
2/1/2021	4,862	3,044	62.6%	1,818	37.4%	TRUE
2/8/2021	4,901	3,069	62.6%	1,832	37.4%	TRUE
2/15/2021	4,805	3,036	63.2%	1,769	36.8%	TRUE
2/22/2021	4,817	3,107	64.5%	1,710	35.5%	TRUE
3/1/2021	4,759	3,126	65.7%	1,633	34.3%	TRUE
3/8/2021	4,727	3,127	66.2%	1,600	33.8%	TRUE
3/15/2021	4,653	3,124	67.1%	1,529	32.9%	TRUE
3/22/2021	4,552	3,068	67.4%	1,484	32.6%	TRUE
3/29/2021	4,502	3,105	69.0%	1,397	31.0%	TRUE
4/5/2021	4,439	3,046	68.6%	1,393	31.4%	TRUE
4/12/2021	4,375	2,976	68.0%	1,399	32.0%	TRUE
4/19/2021	4,317	3,005	69.6%	1,312	30.4%	TRUE
4/26/2021	4,300	2,997	69.7%	1,303	30.3%	TRUE
5/10/2021	4,246	2,969	69.9%	1,277	30.1%	TRUE
5/17/2021	4,156	2,980	71.7%	1,176	28.3%	TRUE
5/24/2021	4,118	2,978	72.3%	1,140	27.7%	TRUE
5/31/2021	4,055	2,926	72.2%	1,129	27.8%	TRUE
6/7/2021	4,004	2,898	72.4%	1,106	27.6%	TRUE
6/14/2021	3,886	2,849	73.3%	1,037	26.7%	TRUE
6/21/2021	3,837	2,833	73.8%	1,004	26.2%	TRUE
6/28/2021	3,734	2,769	74.2%	965	25.8%	TRUE
7/5/2021	3,740	2,791	74.6%	949	25.4%	TRUE
7/12/2021	3,674	2,754	75.0%	920	25.0%	TRUE
7/19/2021	3,611	2,701	74.8%	910	25.2%	TRUE
7/26/2021	3,568	2,703	75.8%	865	24.2%	TRUE
8/2/2021	3,703	2,807	75.8%	896	24.2%	TRUE
8/9/2021	3,710	2,819	76.0%	891	24.0%	TRUE
8/16/2021	3,710	2,823	76.1%	887	23.9%	TRUE
8/23/2021	3,803	2,919	76.8%	884	23.2%	TRUE
8/30/2021	3,854	2,957	76.7%	897	23.3%	TRUE
9/6/2021	3,841	2,967	77.2%	874	22.8%	TRUE
9/13/2021	3,829	2,916	76.2%	913	23.8%	TRUE
9/20/2021	3,984	2,990	75.1%	994	24.9%	TRUE
9/27/2021	4,199	3,107	74.0%	1,092	26.0%	TRUE
10/4/2021	4,324	3,170	73.3%	1,154	26.7%	TRUE
10/11/2021	4,426	3,217	72.7%	1,209	27.3%	TRUE
10/18/2021	4,514	3,215	71.2%	1,299	28.8%	TRUE
10/25/2021	4,566	3,207	70.2%	1,359	29.8%	TRUE
11/1/2021	4,620	3,187	69.0%	1,433	31.0%	TRUE
11/8/2021	4,746	3,268	68.9%	1,478	31.1%	TRUE
11/15/2021	4,783	3,257	68.1%	1,526	31.9%	TRUE
11/22/2021	4,900	3,282	67.0%	1,618	33.0%	TRUE
11/29/2021	4,955	3,287	66.3%	1,668	33.7%	TRUE
12/6/2021	4,951	3,211	64.9%	1,740	35.1%	TRUE
12/13/2021	4,963	3,210	64.7%	1,753	35.3%	TRUE
12/20/2021	4,905	3,143	64.1%	1,762	35.9%	TRUE
12/27/2021	4,987	3,191	64.0%	1,796	36.0%	TRUE
1/3/2022	4,981	3,076	61.8%	1,905	38.2%	TRUE
1/10/2022	4,961	3,037	61.2%	1,924	38.8%	TRUE
1/17/2022	4,972	3,071	61.8%	1,901	38.2%	TRUE
1/24/2022	4,998	3,115	62.3%	1,883	37.7%	TRUE
1/31/2022	5,046	3,183	63.1%	1,863	36.9%	TRUE
2/7/2022	5,033	3,192	63.4%	1,841	36.6%	TRUE
2/14/2022	5,028	3,242	64.5%	1,786	35.5%	TRUE
2/21/2022	4,934	3,170	64.2%	1,764	35.8%	TRUE
2/28/2022	4,972	3,216	64.7%	1,756	35.3%	TRUE
3/7/2022	4,945	3,168	64.1%	1,777	35.9%	TRUE
3/14/2022	4,945	3,183	64.4%	1,762	35.6%	TRUE
3/21/2022	4,927	3,204	65.0%	1,723	35.0%	TRUE
3/28/2022	4,879	3,203	65.6%	1,676	34.4%	TRUE
4/05/2022	4,793	3,151	65.7%	1,642	34.3%	TRUE
4/11/2022	4,873	3,252	66.7%	1,621	33.3%	TRUE
4/18/2022	4,868	3,209	65.9%	1,659	34.1%	TRUE
4/27/2022	4,857	3,213	66.2%	1,644	33.8%	TRUE
5/02/2022	4,819	3,199	66.4%	1,620	33.6%	TRUE
5/09/2022	4,970	3,332	67.0%	1,638	33.0%	TRUE
5/16/2022	4,854	3,258	67.1%	1,596	32.9%	TRUE
5/23/2022	4,755	3,176	66.8%	1,579	33.2%	TRUE



Surgery Wait List for ALL Sites						
Wait List Date	Total # of Patients Waiting for Surgery at ALL sites	# of Patients Waiting In Target	% Patients Waiting In Target	# of Patients Waiting Out of Target	% of Patients Waiting Out of Target	CHECK totals
7/6/2020	74,901	28,329	37.8%	46,572	62.2%	TRUE
7/13/2020	75,291	28,927	38.4%	46,364	61.6%	TRUE
7/20/2020	75,628	29,546	39.1%	46,082	60.9%	TRUE
7/27/2020	75,654	30,070	39.7%	45,584	60.3%	TRUE
8/3/2020	75,600	30,307	40.1%	45,293	59.9%	TRUE
8/10/2020	75,194	30,010	39.9%	45,184	60.1%	TRUE
8/24/2020	74,980	30,491	40.7%	44,489	59.3%	TRUE
8/31/2020	74,608	30,196	40.5%	44,412	59.5%	TRUE
9/7/2020	74,517	29,804	40.0%	44,713	60.0%	TRUE
9/14/2020	74,301	29,761	40.1%	44,540	59.9%	TRUE
9/21/2020	74,403	30,643	41.2%	43,760	58.8%	TRUE
9/28/2020	74,434	31,047	41.7%	43,387	58.3%	TRUE
10/5/2020	75,391	32,003	42.4%	43,388	57.6%	TRUE
10/12/2020	73,667	31,769	43.1%	41,898	56.9%	TRUE
10/19/2020	73,454	31,678	43.1%	41,776	56.9%	TRUE
10/26/2020	73,439	32,716	44.5%	40,723	55.5%	TRUE
11/2/2020	73,063	32,849	45.0%	40,214	55.0%	TRUE
11/9/2020	74,012	33,797	45.7%	40,215	54.3%	TRUE
11/16/2020	74,358	33,995	45.7%	40,363	54.3%	TRUE
11/23/2020	73,779	34,290	46.5%	39,489	53.5%	TRUE
11/30/2020	77,311	35,694	46.2%	41,617	53.8%	TRUE
12/7/2020	76,910	35,873	46.6%	41,037	53.4%	TRUE
12/14/2020	77,537	36,276	46.8%	41,261	53.2%	TRUE
12/21/2020	77,706	36,599	47.1%	41,107	52.9%	TRUE
12/28/2020	77,813	35,610	45.8%	42,203	54.2%	TRUE
1/4/2021	77,736	34,844	44.8%	42,892	55.2%	TRUE
1/11/2021	77,805	34,837	44.8%	42,968	55.2%	TRUE
1/18/2021	77,949	34,821	44.7%	43,128	55.3%	TRUE
1/25/2021	78,377	35,064	44.7%	43,313	55.3%	TRUE
2/1/2021	78,742	35,428	45.0%	43,314	55.0%	TRUE
2/8/2021	78,893	35,936	45.6%	42,957	54.4%	TRUE
2/15/2021	79,127	36,224	45.8%	42,903	54.2%	TRUE
2/22/2021	78,688	35,619	45.3%	43,069	54.7%	TRUE
3/1/2021	78,822	35,791	45.4%	43,031	54.6%	TRUE
3/8/2021	77,117	35,412	45.9%	41,705	54.1%	TRUE
3/15/2021	76,703	35,726	46.6%	40,977	53.4%	TRUE
3/22/2021	75,925	36,313	47.8%	39,612	52.2%	TRUE
3/29/2021	74,794	37,737	50.5%	37,057	49.5%	TRUE
4/5/2021	74,153	36,150	48.8%	38,003	51.2%	TRUE
4/12/2021	73,451	36,924	50.3%	36,527	49.7%	TRUE
4/19/2021	73,700	37,924	51.5%	35,776	48.5%	TRUE
4/26/2021	74,059	38,541	52.0%	35,518	48.0%	TRUE
5/3/2021	73,179	38,047	52.0%	35,132	48.0%	TRUE
5/10/2021	72,954	38,008	52.1%	34,946	47.9%	TRUE
5/17/2021	73,185	38,761	53.0%	34,424	47.0%	TRUE
5/24/2021	72,970	38,641	53.0%	34,329	47.0%	TRUE
5/31/2021	72,966	38,443	52.7%	34,523	47.3%	TRUE
6/7/2021	72,950	38,438	52.7%	34,512	47.3%	TRUE
6/14/2021	72,632	38,426	52.9%	34,206	47.1%	TRUE
6/21/2021	72,057	38,108	52.9%	33,949	47.1%	TRUE
6/28/2021	71,431	38,256	53.6%	33,175	46.4%	TRUE
7/5/2021	71,529	37,902	53.0%	33,627	47.0%	TRUE
7/12/2021	71,566	37,766	52.8%	33,800	47.2%	TRUE
7/19/2021	71,442	37,336	52.3%	34,106	47.7%	TRUE
7/26/2021	71,577	37,233	52.0%	34,344	48.0%	TRUE
8/2/2021	71,521	37,009	51.7%	34,512	48.3%	TRUE
8/9/2021	71,304	36,114	50.6%	35,190	49.4%	TRUE
8/16/2021	71,110	35,864	50.4%	35,246	49.6%	TRUE
8/23/2021	70,721	35,663	50.4%	35,058	49.6%	TRUE
8/30/2021	70,875	35,509	50.1%	35,366	49.9%	TRUE
9/6/2021	70,991	35,587	50.1%	35,404	49.9%	TRUE
9/13/2021	71,346	35,328	49.5%	36,018	50.5%	TRUE
9/20/2021	72,296	35,454	49.0%	36,842	51.0%	TRUE
9/27/2021	74,423	36,527	49.1%	37,896	50.9%	TRUE
10/4/2021	76,326	37,600	49.3%	38,726	50.7%	TRUE
10/11/2021	78,176	38,153	48.8%	40,023	51.2%	TRUE
10/18/2021	79,318	37,941	47.8%	41,377	52.2%	TRUE
10/25/2021	80,853	38,833	48.0%	42,020	52.0%	TRUE
11/1/2021	83,572	40,308	48.2%	43,264	51.8%	TRUE
11/8/2021	84,796	41,081	48.4%	43,715	51.6%	TRUE
11/15/2021	85,255	40,803	47.9%	44,452	52.1%	TRUE
11/22/2021	85,863	40,981	47.7%	44,882	52.3%	TRUE
11/29/2021	85,312	40,273	47.2%	45,039	52.8%	TRUE
12/6/2021	85,129	39,803	46.8%	45,326	53.2%	TRUE
12/13/2021	84,443	39,205	46.4%	45,238	53.6%	TRUE
12/20/2021	84,036	38,647	46.0%	45,389	54.0%	TRUE
12/27/2021	84,081	37,729	44.9%	46,352	55.1%	TRUE
1/3/2022	84,427	36,601	43.4%	47,826	56.6%	TRUE
1/10/2022	84,027	35,854	42.7%	48,173	57.3%	TRUE
1/17/2022	84,042	35,599	42.4%	48,443	57.6%	TRUE
1/24/2022	83,717	35,652	42.6%	48,065	57.4%	TRUE
1/31/2022	83,460	35,371	42.4%	48,089	57.6%	TRUE
2/7/2022	83,300	35,655	42.8%	47,645	57.2%	TRUE
2/14/2022	82,030	35,238	43.0%	46,792	57.0%	TRUE
2/21/2022	81,800	35,185	43.0%	46,615	57.0%	TRUE
2/28/2022	81,577	34,802	42.7%	46,775	57.3%	TRUE
3/7/2022	81,769	34,644	42.4%	47,125	57.6%	TRUE
3/14/2022	81,299	34,686	42.7%	46,613	57.3%	TRUE
3/21/2022	80,568	34,678	43.0%	45,890	57.0%	TRUE
3/28/2022	79,506	34,240	43.1%	45,266	56.9%	TRUE
4/05/2022	79,090	34,492	43.6%	44,598	56.4%	TRUE
4/11/2022	78,466	34,133	43.5%	44,333	56.5%	TRUE
4/18/2022	78,062	33,424	42.8%	44,638	57.2%	TRUE
4/27/2022	78,158	33,565	42.9%	44,593	57.1%	TRUE
5/02/2022	77,679	33,831	43.6%	43,848	56.4%	TRUE
5/09/2022	77,769	33,800	43.5%	43,969	56.5%	TRUE
5/16/2022	76,597	33,204	43.3%	43,393	56.7%	TRUE
5/23/2022	75,274	32,583	43.3%	42,691	56.7%	TRUE





Alberta Health Services

Diagnostic Imaging Services

Alberta Health Services
Diagnostic Imaging Services
Data ending March 31st 2022

Mar-22	# of Patients Waiting
CT	50,615
MRI	55,915
PET	2,252

CT and MRI stats are for end of March 2022.

Data Sources:

Cerner Millennium

Agfa RIS

Epic Radiant

Meditech RIS

Diagnostic Scan Definition:

Patient awaiting imaging for a diagnostic scan with the following imaging category

CT	Computed Tomography
MR	Magnetic Resonance Imaging
PET	Positron Emission Tomography